



Lights - LED

- LED (Light Emitting Diode) lights are the preferred choice for trailer lighting.
- Anti-vibration and shock resistant and are fully submersible.



TL-107LED-LP



TL-116LED



TL-115LED-LP



SM-ALED

CODE	DESCRIPTION
TAIL LIGHTS	
TL-107LED	Combination - stop / tail / indicator. Built in reflector. Includes pre-wired 500mm cable. 9 - 39 Volt. 107L x 107W x 35H
TL-107LED-LP	As above. Also includes a licence plate lamp.
TL-116LED	Combination - stop / tail / indicator. 12 Volt. 116L x 116W x 34H
TL-115LED	Combination - stop / tail / indicator. Built in reflector. Includes 500mm cable. 9 - 30 Volt. 115L x 76W x 40H
TL-115LED-LP	As above. Also includes a licence plate lamp.
SIDE MARKER	
SM-ALED	Amber light when activated. Includes pre-wired 2.5m cable. 9 - 30 Volt. 74L x 38W x 33H


Trailer Plugs & Wiring



T-PLUG



T-SOCKET




PLUG-H



5C-WIRE

CODE	DESCRIPTION
PLUG & WIRING	
T-PLUG	7 pin plug
T-SOCKET	7 pin socket
PLUG-H	7 pin plastic plug holder
5C-WIRE	5 core wire (sold per metre or 30 metre roll)

- Jockey wheels available with 2 bolt or U-Bolt mounting plate (see page 81)
- Heavy duty construction with hot dipped galvanised finish (except JW1, JW2).

CODE	DESCRIPTION	LIFT ADJUSTMENT		
JOCKEY WHEELS (adjustable lift 225mm)				
JW1	6" x 2" solid wheel, clamp type bracket. Zinc plated.	225mm	210mm	200kg
JW2	6" x 2" solid wheel, double locking pin and swivel bracket. Zinc plated.	225mm	310mm	200kg
JW4UBG	8" x 2" solid wheel, steel centre, heavy duty swivel bracket. Galvanised. Double locking pin and swivel bracket.	225mm	330mm	300kg
JW10UBG	10" solid tyre, double locking pin and swivel bracket. Heavy duty. Galvanised.	225mm	360mm	300kg
JW11UBG	10" pneumatic tyre, double locking pin and swivel bracket. Galvanised.	225mm	365mm	140kg
JW12UBG	10" pneumatic tyre, Extra low mounting bracket. Galvanised.	225mm	290mm	140kg
JOCKEY WHEELS (bolt on/weld on bracket - not adjustable)				
BW2	6" x 2" solid wheel. Zinc plated.		240mm	200kg
BW11	300 x 4 pneumatic. Galvanised.		390mm	140kg




JW1



JW2



JW4UBG



JW10UBG



JW11UBG



JW12UBG




BW2



BW11



Jockey Wheel Spare Parts



JWH

JW150



PW100N19-300X4


PSR2504



JWUBKT



JW-BKT



U-BOLTS

CODE	DESCRIPTION
HANDLE	
JWH	Jockey wheel handle/roll pin. Suits 'Manutec' brand.
WHEELS	
JW150	Solid rubber - 150mm diameter. 1/2" nylon bore. Suits JW1, JW2 & BW2
JW200	Solid rubber tyre on galvanised centre. 200mm diameter. 16mm roller bearing. Suits JW4UBG
JW250	Solid rubber tyre on galvanised centre. 250mm diameter. Suits JW10UBG
PW100N19-300X4	Pneumatic wheel - 300 x 4 tyre on nylon rim. 250mm diameter. 3/4 nylon bush bore. Suits BW11
PSR2504	Solid rubber 250 x 4 tyre on nylon rim. 220mm diameter, 3/4 or 5/8 nylon bush
MOUNTING BRACKETS	
JW-UBKT	U-Bolt mounting bracket. Hole centres are 13mm x 64, 89, & 115mm Suits 2", 3" & 4" drawbars
JW-BKT	2 hole mounting bracket for welding or bolting to drawbar. Hole centres 180mm
M-TUBE	Swivel Mounting tube to suit machinery stands [*See page 82]
U-BOLTS	Overall length (L) x Width - Centre to Centre (C) Galvanised, complete with spring washers & nuts
UB-8563	85L x 63C x M12 - Suits 2" x 2" drawbar
UB-9090	90L x 90C x M12 - Suits 3" x 2" drawbar
UB-11590	115L x 90C x M12 - Suits 3" x 3" drawbar
UB-90115	90L x 115C x M12 - Suits 4" x 2" drawbar
UB-145115	145L x 115C x M12 - Suits 4" x 4" drawbar



Machinery Stands



MS14C



MS14B



MS24



PLFM5

PLH2M



M-TUBE



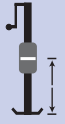

MSSW-L




MSSW-M



MSSW-DL

CODE	DESCRIPTION	LIFT ADJUSTMENT		
TOP WINDING				
MS14C	Clamp type bracket	225mm	80mm	500kg
MS14B	Double locking pin & swivel bracket	225mm	160mm	500kg
MS24	Weld on type - heavy duty	375mm		5000kg
SIDE WINDING				
MSSW-L	Double locking pin & swivel bracket	210mm	190mm	750kg
MSSW-M	Complete with swivel mounting tube & pin	350mm		1000kg
MSSW-DL	Heavy duty. With swivel mounting tube & pin. Drop leg extension	350mm		1500kg
PARKING LEG				
PLFM5	Weld on, adjustable leg. Length 500mm			
PLH2M	Handle. 715mm long			



MGC10



MG16




MGR16



MGT20

MGT16



MGC20

CODE	TYRE SIZE	DESCRIPTION	GAUGE
SINGLE			
MGC10	8-10"	Pressed formed - Zintec 545L x 220W x 305H	2.0mm
MGR10	8-10"	Round - Roll formed - Galvanised 580L x 215W x 290H	1.6mm
MG16	13-14"	Roll formed - Galvanised 760L x 230W x 360H	1.6mm
MGR16	13-14"	Round - Roll formed - Galvanised 740L x 200W x 410H	1.6mm
MGC20	13-14"	Pressed formed - Zintec 770L x 220W x 400H	2.0mm
TANDEM			
MGT16	13-14"	Roll formed - Galvanised 1620L x 230W x 360H	1.6mm
MGT20	13-14"	Pressed formed - Zintec 1580L x 215W x 380H	2.0mm



Trailer Wheels



RW200-S25
- 480 / 400 x8



MWW200-570x8



MWY200-18.5/8.5x8



MW300-155X12




MW330-195/50X13



MW300-165X13



MW355-185X14


CODE	DESCRIPTION	 KG
INTEGRAL BEARING RIM		
8"	RW200-S25-480/400X8 Integral 25mm hub mounted wheel. 480/400 x 8. 6 ply tyre.	340kg
HUB MOUNTED - Galvanised Rim		
8"	MW200-480/400X8 4" x 4" PCD. 480/400 x 8 - 6 ply tyre.	340kg
	MWW200-570x8 4" x 4" PCD. 570 x 8 - 6 ply tyre.	415kg
	MWX200-16.5 x 6.5X8 4" x 4" PCD. 16.5 x 6.5 x 8 - 6 ply tyre.	360kg
	MWY200-18.5x8.5X8 4" x 4" PCD. 18.5 x 8.5 x 8 - 6 ply tyre.	425kg
10"	MW250-500X10 4" x 4" PCD. 500 x 10 - 8 ply tyre.	370kg
	MW250-145X10 4" x 4" PCD. 145 x 10 - 6 ply tyre.	400kg
	MWX250-20.5/8x10 4" x 4" PCD. 20.5 / 8 x 10 - 6 ply tyre.	500kg
12"	MW300-155X12 4" x 4" PCD. 155 x 12 - 6 ply tyre.	485kg
13"	MW330-165X13 5" x 4½" PCD. 165R x 13C - 8 ply tyre.	694kg
	MW330-195/50X13 5" x 4½" PCD. 195/50R x 13C 8 ply tyre. Low profile (515mm Diameter)	900kg
14"	MW355-185X14 5" x 4½" PCD. 185R x 14C - 8 ply tyre.	850kg




- All winches come complete with wire rope and hook.
- Quick release removable handle.
- Heavy duty galvanised body with stainless steel shafts.



W3-1



W10-1

CODE	TYPE	DESCRIPTION	 KG
WINCHES			
W3-1	3-1	Dual 3-1, 1-1 ratchet. Stainless steel 'S' hook	500kg
W5-1	5-1	Dual 5-1, 1-1 ratchet. Stainless steel 'S' hook	700kg
W10-1	10-1	Triple 10-1, 5-1, 1-1 ratchet. Die cast 'snap' hook	1000kg
WINCH WIRE - Complete with stainless steel hook			
WW46	3-1	4mm x 6 metres	
WW56	5-1	5mm x 6 metres	
WINCH ROPE - High tech, synthetic. Complete with stainless steel hook			
Rope 50	3-1	5 metres. B/S 1000kg	
Rope 60	5-1	6 metres. B/S 1500kg	
Rope 70	10-1	7 metres. B/S 1500kg	
WINCH WEBBING - Complete with stainless steel hook			
WEB50	3-1	25mm x 5.5 metres. B/S 1800kg	
WEB60	5-1	25mm x 6.5 metres. B/S 1800kg	



WINCH WEBBING



WINCH WIRE



WINCH ROPE

Ratchet Tiedowns

- Meets the Aust/NZ Standards for Cargo Restraint Systems



TD27



TD50

CODE	DESCRIPTION
TD27	27mm x 6m 750kg lashing capacity
TD35	35mm x 6m 1000kg lashing capacity
TD50	50mm x 9m 2500kg lashing capacity



Boat Rollers

- Strong and economical black rubber rollers.
- Nylon bushed.




KR1



KR2



KR3



KR4



KR5




KR6



KR7



KR9




KR8




KR10

CODE	Roller Length (incl bush)	Bore Diameter	Core Diameter	Core Length	Flange Diameter
KEEL ROLLERS					
KR1 *	80mm	16mm	60mm		90mm
KR2 *	80mm	16mm	60mm	40mm	90mm
KR3 *	78mm	16mm	40mm	40mm	57mm
KR4	185mm	16mm	60mm	140mm	90mm
KR5	140mm	16mm	60mm	100mm	90mm
KR6	270mm	20mm	60mm	205mm	80mm
KR7	232mm	20mm	60mm	165mm	80mm
KR8	205mm	20mm	60mm	140mm	80mm
KR9	180mm	20mm	60mm	115mm	80mm
KR10	135mm	16mm	60mm	55mm	90mm
* These sizes available in composite hard wearing compound for alloy boats.					



SNUB-J



SNUB-HD



SNUB-CR



WR-SINGLE



WR-DUAL



WR-QUAD

CODE	Measurement	
SNUBBING BLOCKS		
Junior Snubbing Block		
SNUB-J	Width	148mm
	Height	48mm
	Bolt hole centres	A = 130mm
		B = 35mm
Heavy Duty Snubbing Block		
SNUB-HD	Width	162mm
	Height	76mm
	Bolt hole centres	A = 138mm
		B = 50mm
Bolt Thru Mounting Cotton Reel (Bow Roller)		
SNUB-CR	Length	75mm
	Bolt hole	12.7mm
	Core diameter	35mm
	Core length	10mm
	Flange diameter	100mm

CODE	Description
ROLLER BRACKETS (Galvanised - complete with Wobble Rollers)	
Single	
WR-SINGLE	1 x wobble roller supported on single post. Especially suitable for smaller craft of lighter construction. Attach with "U" bolts.
Dual	
WR-DUAL	2 x wobble rollers mounted on rocker shaft. Tilts towards keel for easy retrieval. 370mm overall height.
Quad	
WR-QUAD	4 x wobble rollers mounted on rocker assembly. Tilts towards keel and stern for easy retrieval. Width between rollers and length of carrier arms can be varied to suit special needs. 410mm wide x 510mm long x 450mm overall height.
* Other sizes available	



WR-PLATE
(MOUNTING PLATE)



WR-U BOLTS



Boat Rollers


- Strong and economical black rubber rollers.
- Nylon bushes.
- Wobble rollers load capacity - 250kg/roller, available in grey/black.



SC200



SC290



SRB40



SRB100



SRB200




WR130

NYLON BUSHES	
Code	Size (ID x OD x L)
NB16-28	16 x 19 x 28mm
NB16-45	16 x 19 x 45mm
NB19-47	19 x 23 x 47mm
NB19-90	19 x 23 x 90mm



NYLON BUSHES



STAINLESS PINS

CODE	Roller Length (incl bush)	Bore Diameter	Core Diameter
SELF CENTERING ROLLERS			
SC200	200mm	16mm	50mm
SC290	290mm	20mm	50mm
SIDE ROLLERS			
SRB40	40mm	16mm	63mm
SRB100	100mm	16mm	63mm
SRB200	200mm	16mm	63mm
WOBBLE ROLLERS			
WR130	74mm	26mm	130mm
			Outside Diameter

STAINLESS STEEL PINS	
Code	Size
SSP-105	16mm x 105mm
SSP-115	16mm x 115mm
SSP-135	16mm x 135mm
SSP-145	16mm x 145mm
SSP-180	16mm x 180mm
SSP-200	16mm x 200mm
SSP-235	16mm x 235mm
SSP-255	16mm x 255mm
SSP-340	19mm x 340mm



- Ball transfers enable the movement of goods in any direction (horizontally).
- Multi directional rollers are mounted on a shaft and enable products to move in any direction.



BT253-B



BT253-F



MTR50



SKW483

CODE	Description
BALL TRANSFERS	
BT253-B	Load capacity 50kg. Zinc plated pressing with hardened balls. 30,2mm high, 42mm diameter housing.
BT253-F	Load capacity 60kg. Flush mounted zinc plated pressing with hardened balls. 73mm flange diameter, 15mm high when mounted.
MULTI DIRECTIONAL ROLLERS	
MTR50	Load capacity 5kg. Acetal rollers. 50mm diameter. Connecting piece available to make continuous rollers.
MTR80	Load capacity 20kg. 80mm diameter Stainless axle and connecting piece available to make continuous rollers.
SKATE WHEEL	
SKW483	Load capacity 30kg. Zinc plated finish. 48mm diameter. 8mm bore.
MINI ROLL	
MR-ROLL	Robust galvanised steel track. Nylon roller diameter 28mm. Track width 35mm x 2376mm long.
XPANDAROLL	
XP-ROLL	A flexible mobile conveyor table. Skate wheels are ideal for self tracking. 450mm wide, 1.2 - 3.6 meters long. Adjustable height from 690mm - 1000mm



MR-ROLL



XPANDAROLL